

for any assemblage of instruments

# Construction of a simple Celtic Knot #1

Version 10.28.12

Dave Soldier


Each stage is cued by an artist's live drawing


keep the beat constant  
but the entry of instruments  
follows the artist


stage 1      


make equidistant points


stage 1




1 

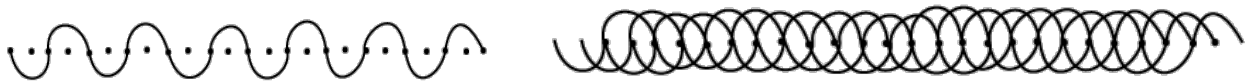
2 

3 

4 

5 

stage 2      make loops over and under



stage 2



1 

2 

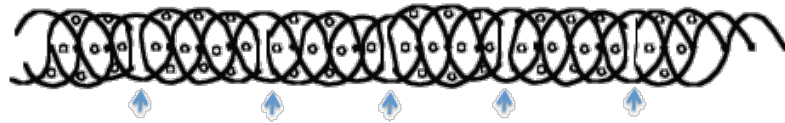
3 

4 

5 

cut some of the threads and reattach them: guides added within loops

stage 3



stage 3

1 2 3 4 5

each thread alternates going over and under the threads it crosses: enlarge and color threads

stage 4



stage 4

1 2 3 4 5

stage 5

remove the points and guides



9

1 *f p f p p p f f p f p p p f*

2 *p f p f p f p f p f p f p*

3 *p f p f p f p f p f p f p f p f*

4 *f p f p f p f p f p f p f p*

5

9

5

9

2/4

2/4

2/4

2/4

2/4